

	<p>Specchi / Mirrors</p> <p><b>SEPPIA</b></p> <p><b>ASPE0370-V</b></p> <p>Specchio senza luce Mirror without light</p>
--	--

**MANUTENZIONE**

Per la normale pulizia si consiglia di utilizzare detersivi di uso comune. Si sconsiglia l'utilizzo di detersivi abrasivi, acidi e anticalcare.

**NOTA**

La ferramenta in dotazione permette il fissaggio degli accessori su pareti in mattoni pieni o forati e in calcestruzzo. Per pareti in cartongesso è necessario rinforzare adeguatamente la zona interessata ed eventualmente adottare sistemi di fissaggio specifici.

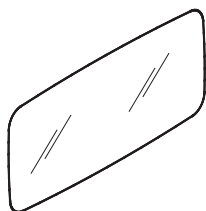
**MAINTENANCE**

For normal cleaning use common detergents. Do not use either abrasive detergents or solvents, acids and anti limestone.

**NOTE**

The assembly material supplied allows the installation of the accessories on solid and hollow brick walls and on concrete walls. For plasterboard walls it is necessary to reinforce adequately the area concerned and to adopt specific fixing systems if necessary.

CONTENUTO DELLA CONFEZIONE  
PACKAGE CONTENTS



Kit di fissaggio

(A)



(B)



Calamita  
magnet

(C)

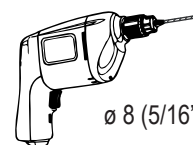
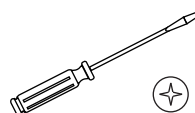
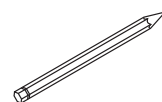
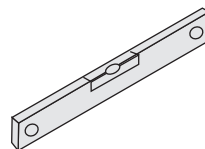


(D)



ø 8 (5/16")

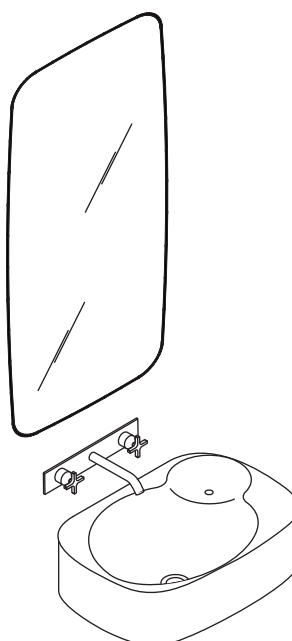
STRUMENTI  
TOOLS



ø 8 (5/16")

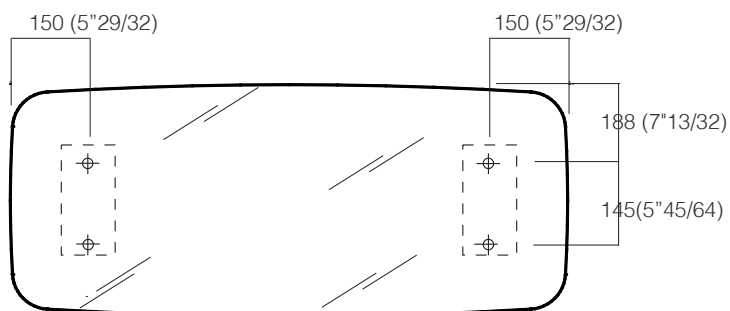
PREDISPOSIZIONE  
PREDISPOSITION

SPECCHIO INSTALLATO  
SPECCHIO MOUNTED

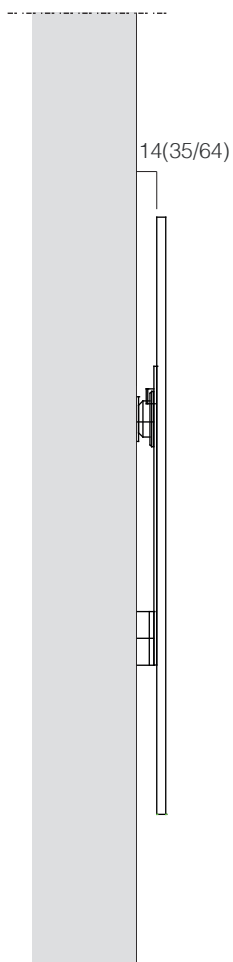
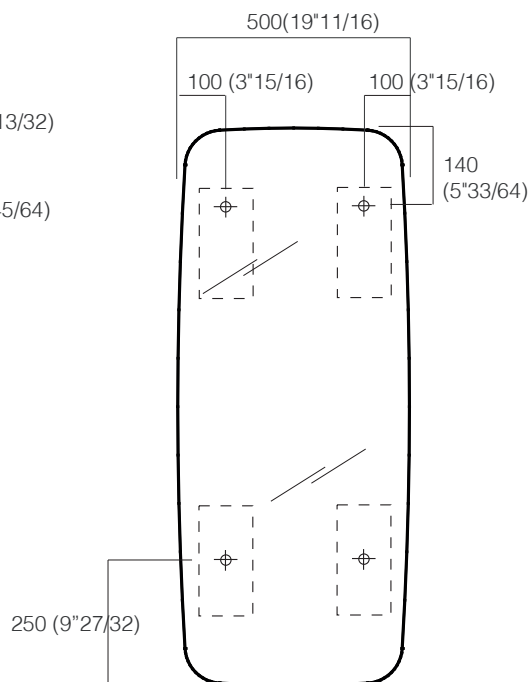


POSIZIONE FISSAGGI E DIMENSIONI SPECCHI  
POSITION FIXING AND DIMENSIONS MIRRORS

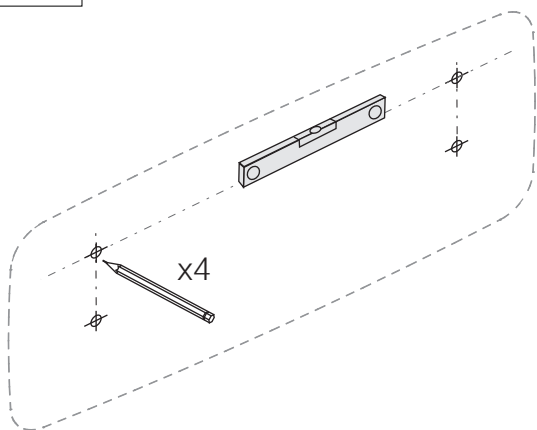
**ASPE0370**



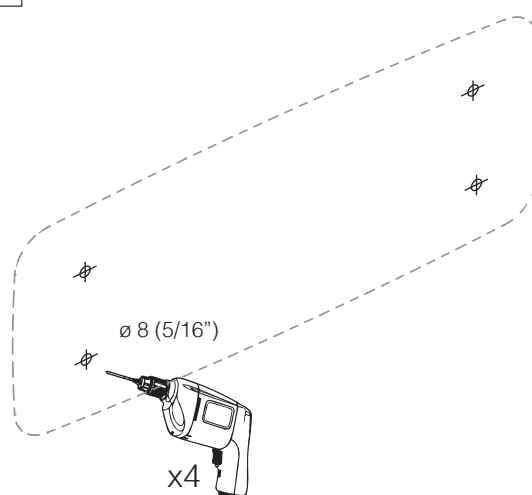
**ASPE037V**



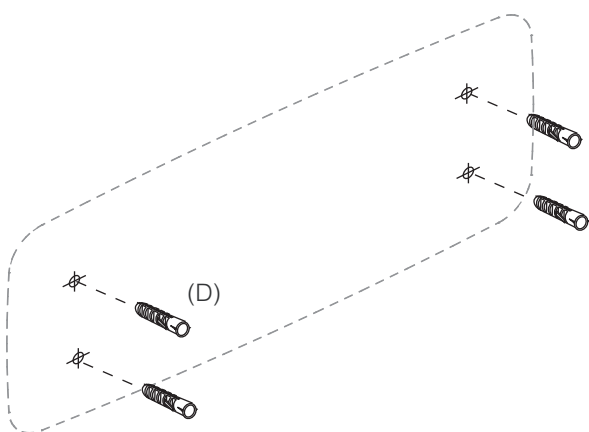
1



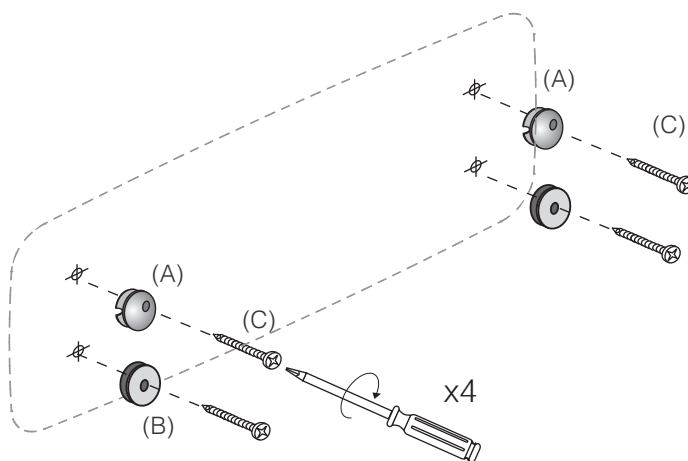
2



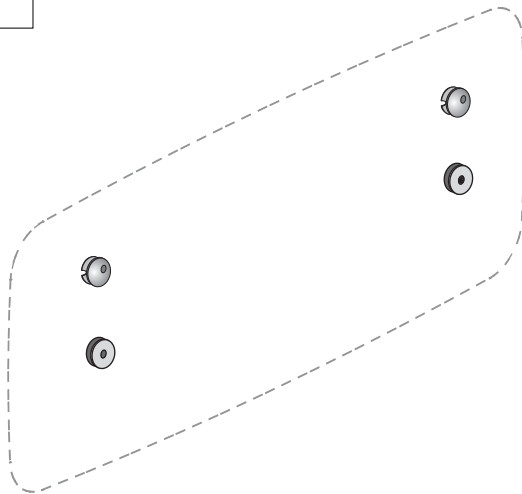
3



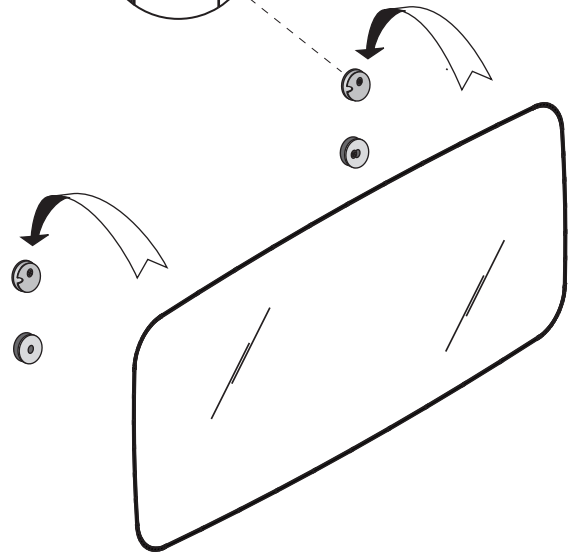
4



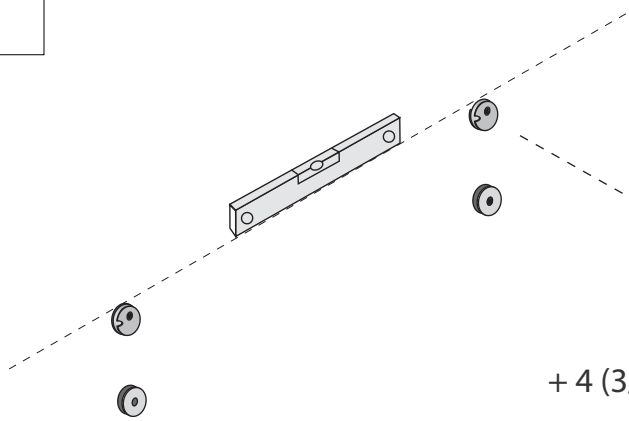
5



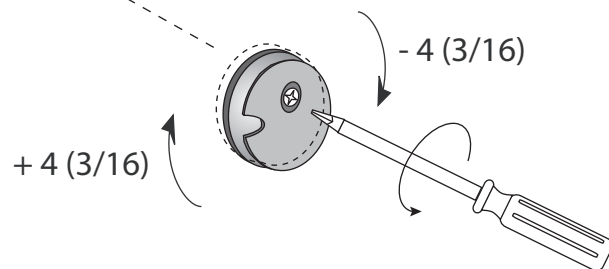
Eccentrico visto posteriormente  
Rear view of eccentric support



6



eccentrico  
eccentric washer



É possibile regolare l'orizzontalità dello specchio agendo sugli eccentrici . Staccare lo specchio dalla parete, allentare le viti degli eccentrici e ruotarli fino a raggiungere la posizione desiderata.  
It is possible to level the mirror horizontally by adjusting the eccentric washers A. To do so, remove the mirror from the wall, loosen the eccentric washer and rotate till you reach the desired position